

Tips:

If measure pulses are zero.

Measure = 0, is displayed in the sales mode when pushing the sale button.

No pulses, is displayed in the sales mode when pushing the sale button.

- the flow through flowmeter is too slow
- flowmeter is not connected
- flowmeter is broken
- valve is not connected
- valve is not opening

In Cleaning mode the flow and the valve can be checked

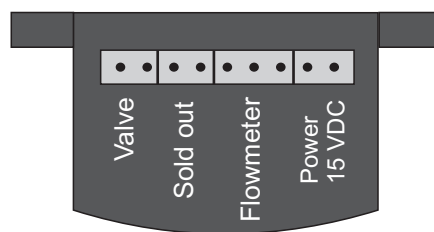
In Measure setup the flowmeter can be checked so that it runs and counts down the pulses.

There is a 0.5 sec. delay before the next portion can be dispensed .

Connections:

Sold out is normally close input.
It works only in Sale mode.

Bottom view



Manufacturer:

WWB DRINK SYSTEM OY
Sepänkyläntie 212
65610 MUSTASAARI
FINLAND

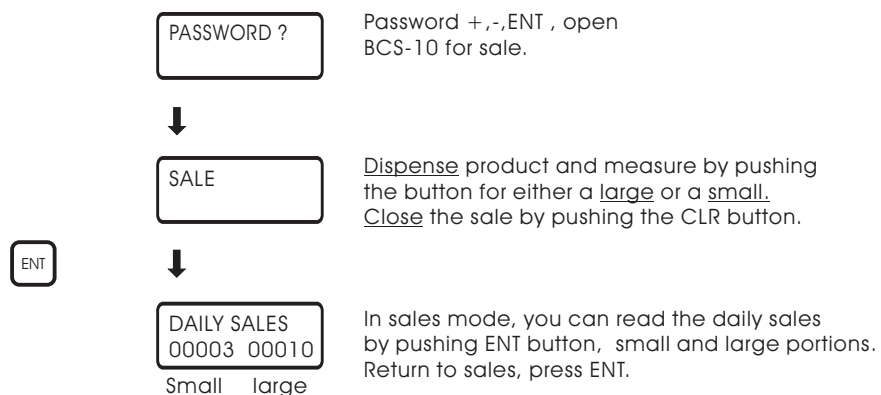
Puh: 06-3223 074
Fax: 06-3223 076
info@wwbdrinksystem.fi
www.wwbdrinksystem.fi

07.12.2011

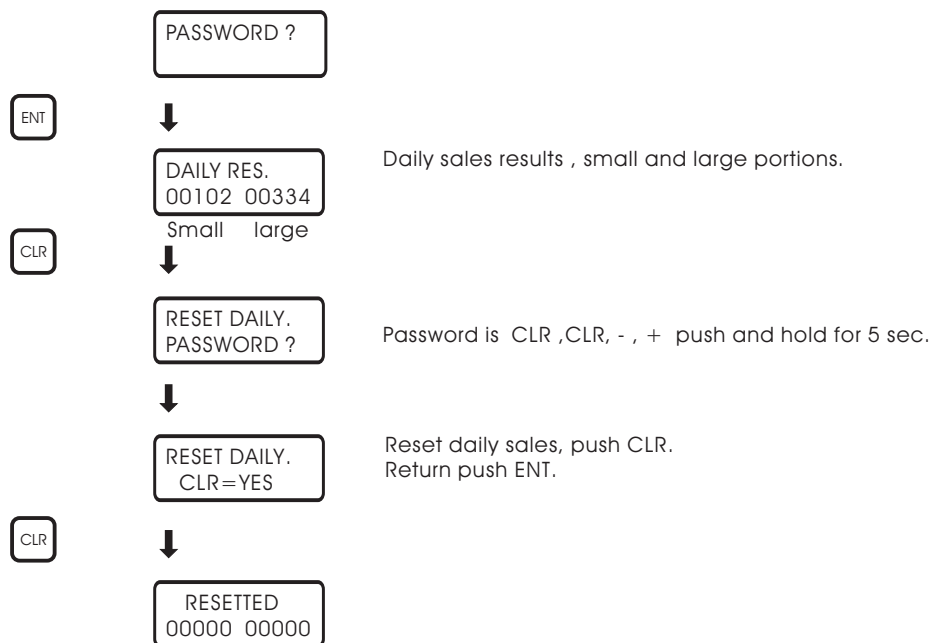
BCS-10 Manual REV 1.4 E



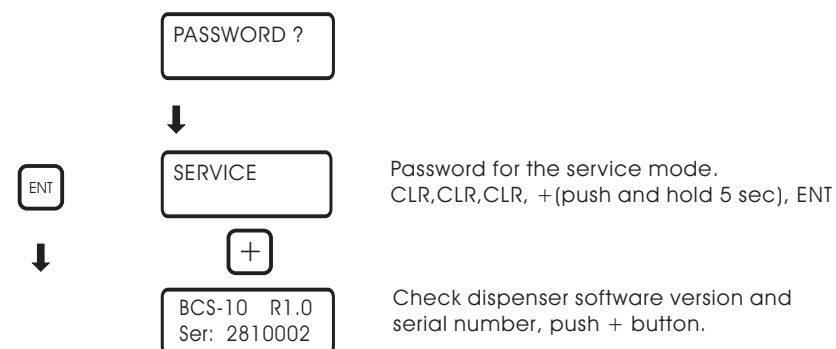
Portioning:



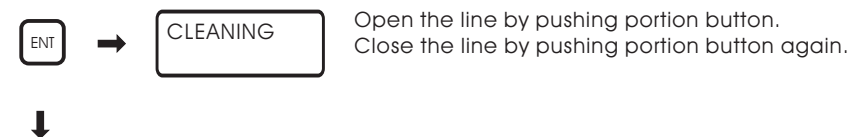
Daily sales results and reset:



SERVICE:



Cleaning:



Measure setup:

